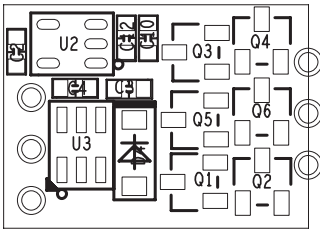


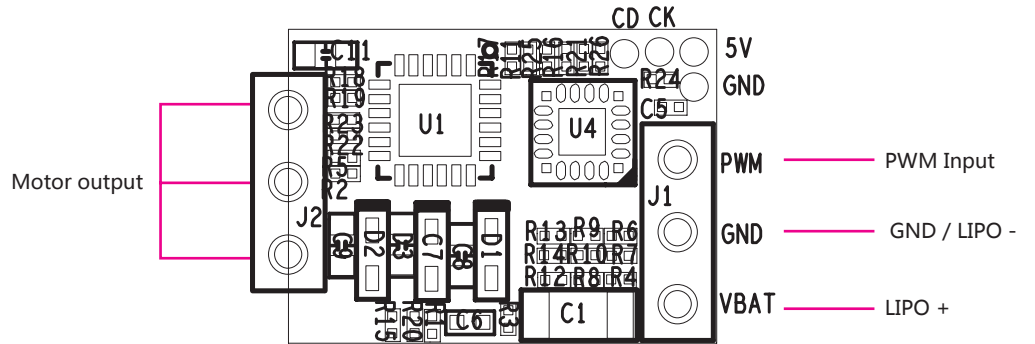
Manual

ESC ULTRA 7A BL Heli S 1S WAVE BS 1S
 ESC ULTRA 7A BL Heli S 1S WAVE BS 2-3S
 No. 7240
 No. 7241

English



Version for 1S with U3
 Version for 2-3S without U3



Safety notes

WARNING!

- Remove propellers before programming. Risk of injury!
- Short circuits or polarity reversals of any kind must be avoided! Risk of fire!
- The ESC must never come into contact with water. Danger of short circuit!
- Avoid pressure on the ESC and the cables. Risk of fire!
- All cables and connections must be sufficiently insulated and draft-free. Danger of short circuit!
- The ESC is only intended for use in battery operated, radio controlled models; other operation is not permitted.

Motor connections

Solder the leads with a suitable soldering iron (for example, the GM soldering station Ultra Power 90 No. 94411 or No. 94412) at least 300 ° C.

First place solder on the cable and the solder joint. Then solder the cable to the solder joint. Make sure that the soldering iron does not last longer than three seconds. Contact with the controller. Overheating hazard!

Programming and update

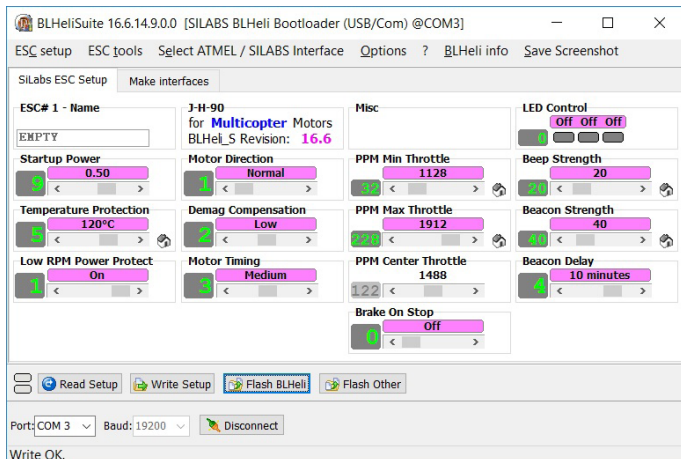
You can program the controls via the „BLHeliSuite“ software and activate the 3D mode.

Download the software at:

<https://blhelisuite.wordpress.com/>

For the update cable see the product page on www.graupner.de Accessories. Connect the update cable to the PC and to the „VSS and PWM (1-4)“ on the controller one after the other. Plug a battery into the controller. Now start the software and click „Connect“.

For further settings, read the BLHeliSuite instructions.



Technical data

Typ	7240	7241
LiPo cell	1	2-3
Max. current	7A	7A
programmable	yes	yes
BEC	no	no

Service center

Graupner/SJ-Zentralservice Graupner/SJ GmbH Henriettenstrasse 96 D-73230 Kirchheim / Teck	Servicehotline (+49) (0)7021/722-130 Monday- Thursday 9:15 am- 4:00 pm Friday 9:15 am- 1:00 pm
Graupner USA 3941 Park Dr Suite 20-571 El Dorado Hills, CA 95762	Website: www.graupnerusa.com Phone: +1 855-572-4746 Email: service@graupnerusa.com

For the service centers outside Germany please refer to our web site www.graupner.de

Warranty

The Graupner/SJ GmbH, Henriettenstrasse 96, 73230 Kirchheim / Teck grants from the date of purchase of this product for a period of 24 months. The warranty applies only to the material or operational defects already existing when you purchased the item. Damage due to wear, overloading, incorrect accessories or improper handling are excluded from the guarantee. The legal rights and claims are not affected by this guarantee. Please check exactly defects before a claim or send the product, because we have to ask you to pay shipping costs if the item is free from defects.

Declaration of conformity

Graupner/SJ declares that the following appliance complies with the mentioned directives EMV 2004/108/EC: EN 61000-6-1; EN 61000-6-3n

Disposal notes



This symbol on the product, user manual or packaging indicates that this product must not be disposed of with other household waste at the end of its life. It must be handed over to the applicable collection point for the recycling of electrical and electronic equipment. The materials are recyclable as marked. By recycling, material reusing or other forms of scrap usage you are making an important contribution to environmental protection. Batteries and accumulators must be removed from the device and disposed of at an appropriate collection point. Please inquire if necessary from the local authority for the appropriate disposal site.

